

Post-Fire Systems Mapping and Review Exercise

- **Jonathan Bruno** – Coalitions and Collaboratives
- **Collin Haffey** – Washington State Department of Natural Resources
- **Tiernan Doyle** – Fire Adapted Communities Network
- **Katie Lighthall** – Wildland Fire Leadership Coalition, Western Region
- **Lucinda Andreani** – Flood Control District, Coconino County, Arizona
- **Matt Embry** – FEMA
- **Katherine Rowden** – U.S. Army Corp of Engineers, Silverjackets
- **Elaine Kohrman and Cara Sponaugle** – USDA Forest Service

History and How We Got Here...

After Action Reviews, Reports, Convenings

Scope:

- Post-fire networks across the West have engaged since 2019 to innovate solutions
- 2019 – After the Flames Conference hosted by Coalitions and Collaboratives
- 2020 - Wildland Fire Leadership Council – Post-Fire Working Group – multiple needs
- 2023 – Convenings of practitioners and leaders to catalyze change – 6 themes
- 2023 – Interagency Working Group on post-fire to improve federal coordination
- 2023 – Wildland Fire Mitigation and Management Commission – 60+ recommendations for improving post-fire planning, support and recovery

Objectives for Today

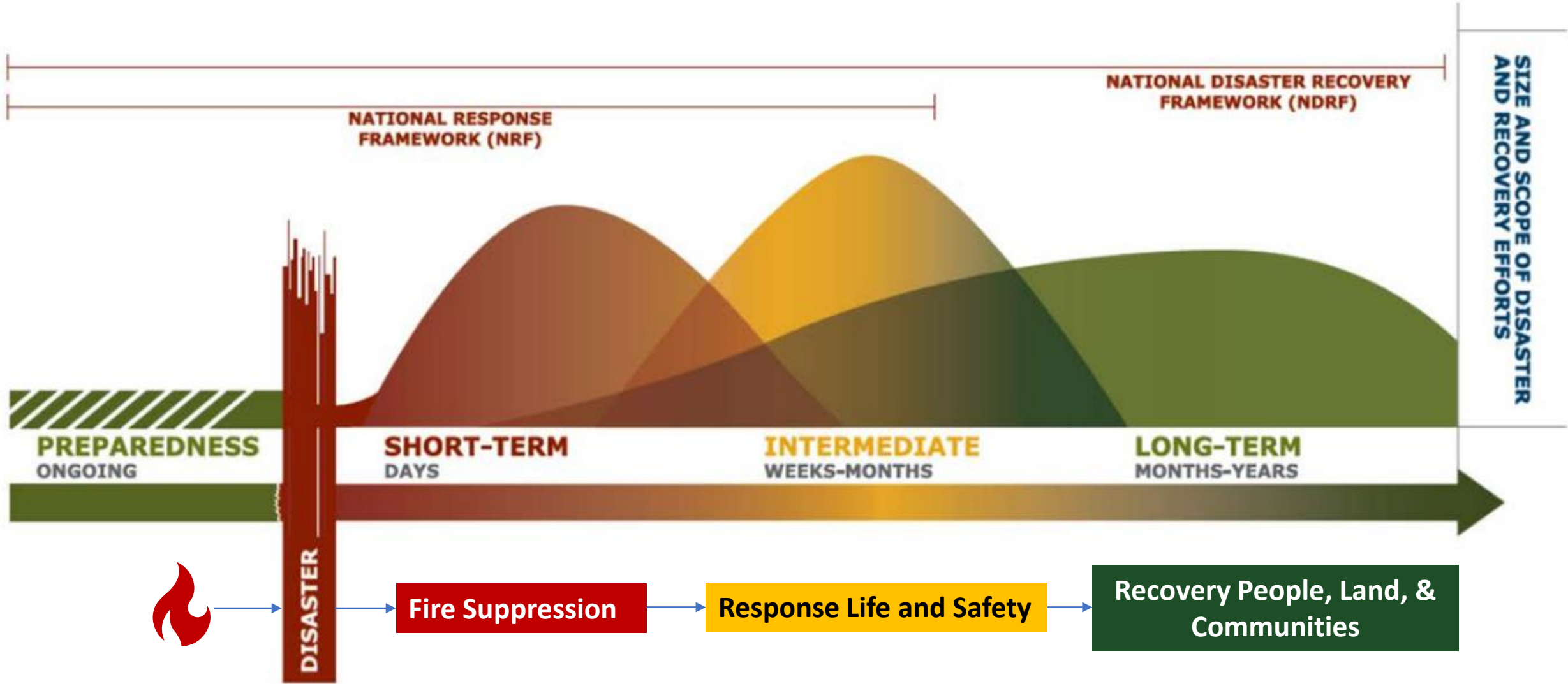
Scope:

- Create transformative change in the whole recovery system
- Focus key leverage points & processes & passions of all parties for large-scale outcome

Activities:

- Share systems and process/results chain mapping approaches
- Play with examples to promote creativity and participatory learning and feedback
- ***Outcome – Work together to identify where we--as groups, organizations, and individuals-- can have the most impact in the post-fire system***

We “think” in linear terms... Phases of Transition Response to Recovery



The Iceberg...Reality of Underlying Dynamics at Play



Events

Reactive and Responsive

– Addressing the challenge as it presents itself today

Patterns of Behavior

Proactive and Adaptive

– Building capacity to deal with the challenge in the future


Systemic Structure & Mindsets

Creative and Transformative

– Changing incentives, goals, mindsets, information flows, root causes, to create different futures

ALL levels are needed!!!

Systems Thinking & Process Mapping Approach



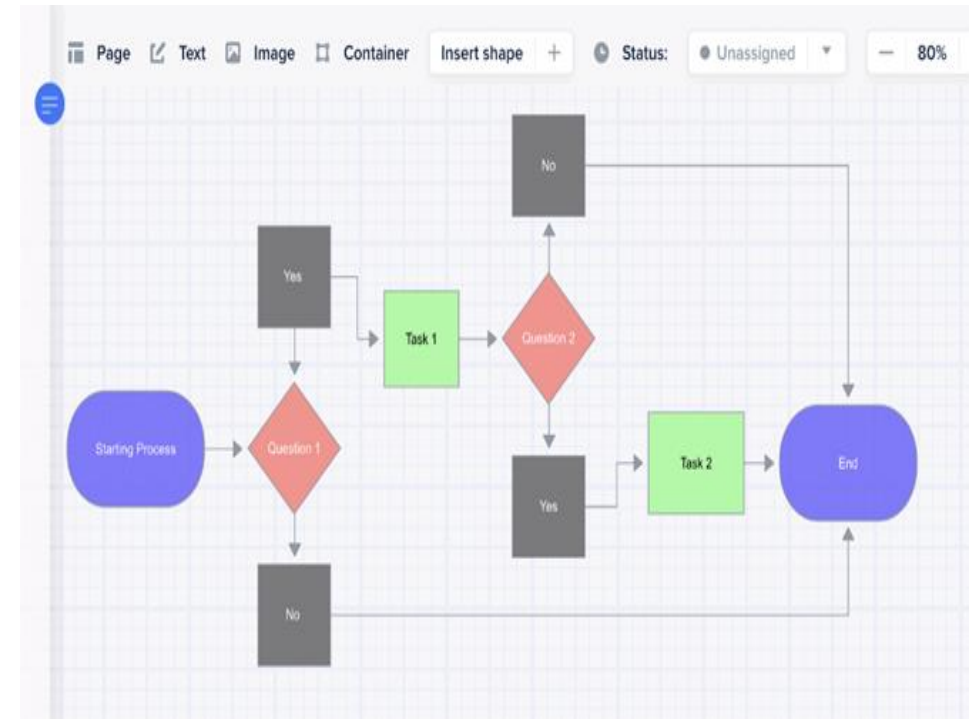
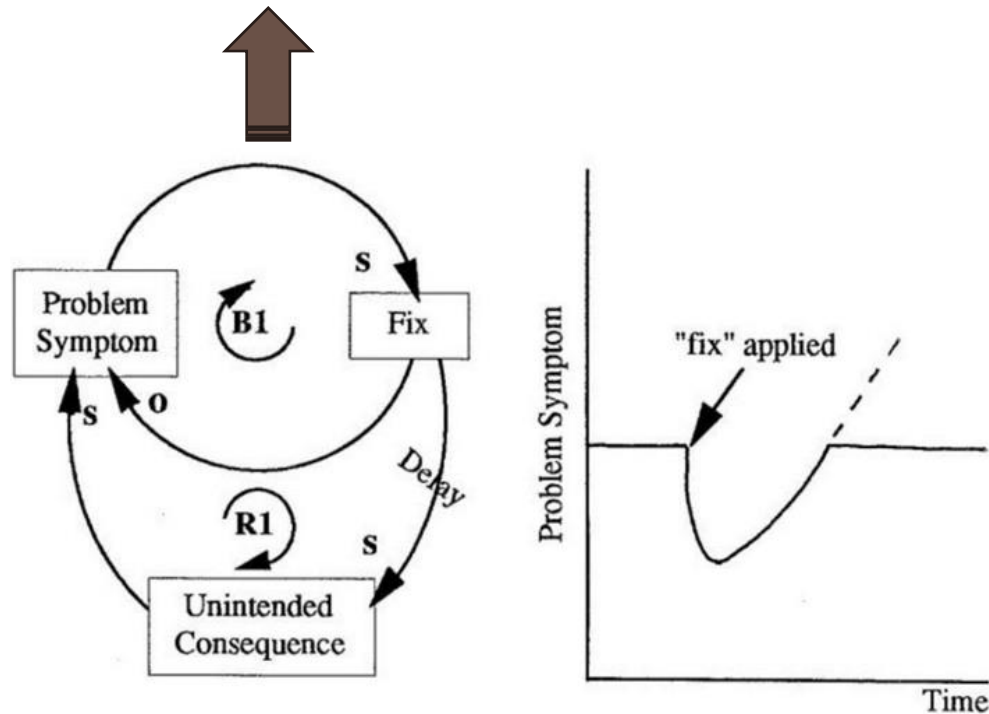
- Why it matters... **See the big picture** - the whole “system” as a group of interrelated parts
- Shows **interconnections and inclusive** of all points of view as valid and valued
- Allows broader **understanding how things influence** one another within a whole set of actors and actions
- Uses knowledge of **unintended consequences** that occur during delays in response and recovery
- **Relationships and leverage points** for key decisions
- **Collaboratively develop** guides, coaching, training models for local, state, tribal, federal, NGO networks
- Focus together on key leverage points for **small changes that affect large-scale outcomes** to increase resilience and recovery of **people, lands, and communities as a “whole system”**

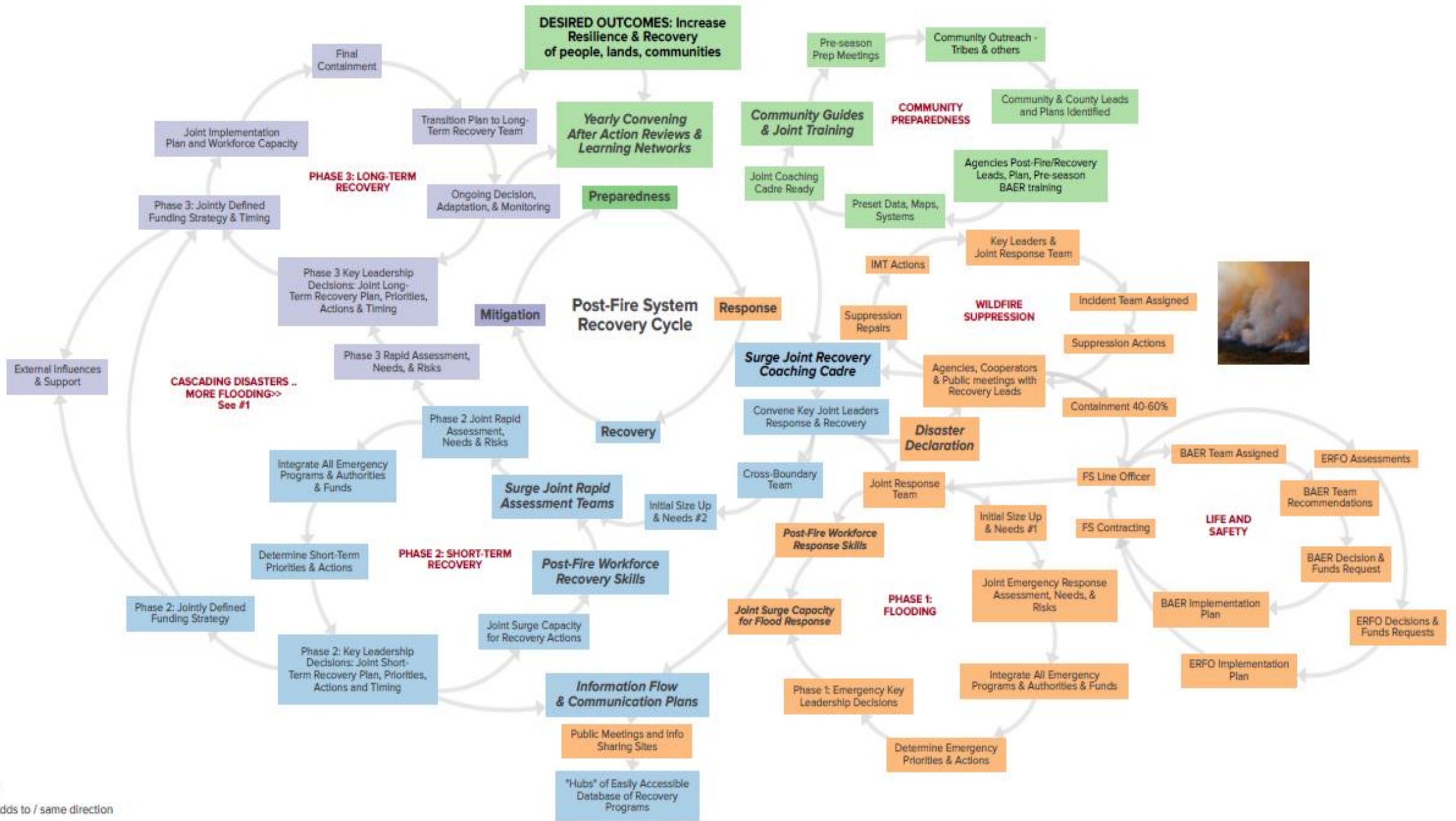
Orientation – Systems, Process, Results Chain

Leverage points are places within a complex system where a “small shift” in one thing can produce “big changes” in everything



A *results chain* is a tool that shows how a team believes a particular action it takes will lead to some desired result





Legend
 — Adds to / same direction
 — Subtracts from / opposite direction

Demo – Community and County Level Guides



What We're Doing Together Today



Learning by Doing

- Divide into small groups to work on existing results chains

Learning from Review

- Review the work of other groups

Putting Learning into Action

- Take what you've learnt and create your own results chain

Learning by Doing: Leverage Points & Results Chains

Leverage Points as Themes

1. Community and County Level Guides
2. Operational and Tactical – Disaster Declarations
3. Operational and Tactical – Coaching Cadre
4. Surge Capacity Needs
5. Post-fire Workforce
6. Information Flow and Communications
7. Yearly Convenings of Learning




Activity: Results Chains Review

1. Brief introductions
2. Walk through the results chain
3. Assess the results chain together:
 - I. What is missing?
 - II. Are there gaps in logic?
 - III. What unintended consequences might arise from this results chain?
4. Where do you want to participate in the process and influence the system?

Learning by Review: What Did We Do Together?

- Staying with your original group, rotate around the room to visit the table of each results chain
- Facilitators will share out what their group worked on, and how the results chain was altered, updated, and reworked
- Think about how this compared to your own group's work, what was different, and how these results chains can be made most effective



Next Steps...

